











# MULTITEX

SAE 100 R6 EN 854 R6/1TE



																
PART. REF.	HOSE SIZE	R.O.D.	O.D.	MAX W.P.	BURST PRESSURE	MIN. BEND RADIUS	WEIGHT	FITTING								
	DN	dash	inch	mm	inch	mm	inch	bar	psi	bar	psi	mm	inch	g/m	lb/ft	
H09067005*	5	-03	3/16"	-	-	11,0	0,43	35	500	140	2030	35	1,38	90	0,06	MF+M00820-03
H09067006*	6	-04	1/4"	-	-	12,6	0,50	30	430	120	1740	45	1,77	115	0,08	MF+M00830-04
H09067008*	8	-05	5/16"	-	-	14,1	0,56	30	430	120	1740	65	2,56	140	0,09	MF+M00830-05
H09067010*	10	-06	3/8"	-	-	15,8	0,62	30	430	120	1740	75	2,95	160	0,11	MF+M00820-06
H09067012*	12	-08	1/2"	-	-	19,4	0,76	30	430	120	1740	90	3,54	210	0,14	MF+M00820-08
H09067016*	16	-10	5/8"	-	-	23,0	0,91	30	430	120	1740	115	4,53	290	0,19	MF+M00820-10
H09067019*	19	-12	3/4"	-	-	26,0	1,02	30	430	120	1740	140	5,51	325	0,22	MF+M00820-12
H09067025*	25	-16	1"	-	-	32,0	1,26	30	430	120	1740	150	5,91	400	0,27	MF+M00820-16


\* See appendix, page 938 / Ver nota en apéndice, página 938 / Siehe Anhang, Seite 938 / Vedi appendice, pagina 938.

 **High flexibility ■ Wide range of fluid compatibility ■ MF2000® Multifit type couplability ■ Push-On hose with MF2000® Push-Lock insert type without ferrule**

Alta flexibilidad ■ Amplia gama de compatibilidad de aceite mineral y biológico ■ Tipo de conexiones MF2000® Multifit ■ Manguera Push-On con espiga tipo Push-Lock MF2000® sin férula

Hohe Flexibilität ■ Weites Spektrum an Medienbeständigkeit ■ Einbindung mit MF2000® Multifit

Ottima flessibilità ■ Ampia compatibilità con vari tipi di fluidi ■ Compatibile con raccordi MF2000® tipo Multifit

 **Working Pressure with Push-Lock fittings: DN 5, 6, 8, 10, 12, 16, 19: WP = 17 bar - DN 25: WP = 12 bar**

Presión de trabajo con racores Push-Lock: DN 5, 6, 8, 10, 12, 16, 19: 17 bar - DN 25: 12 bar

Betriebsdruck mit Push-Lock Anschluss: DN 5, 6, 8, 10, 12, 16, 19: 17 bar - DN 25: 12 bar

Pressione di esercizio con fittings Push-Lock: DN 5, 6, 8, 10, 12, 16, 19: 17 bar - DN 25: 12 bar